

APAHC 2008 Survey

Results Overview



Date: 8/6/2008 6:27 AM PST
 Responses: Completes
 Filter: No filter applied

1. Gender:

Male		33	66%
Female		17	34%
Total		50	100%

2. Ethnicity (check all that apply):

American Indian		0	0%
Asian		1	2%
Hispanic		0	0%
African American		2	4%
Caucasian		47	94%
Other, please specify		0	0%

4. Geographic region:





New England (CT, ME, MA, NH, NJ, NY, RI, PA, VT)		5	10%
Atlantic (DE, DC, FL, GA, MD, NC, SC, VA, WV)		12	24%
North Central (IA, IL, IN, KS, MI, MN, MO, NE, ND, OH, SD, WI)		18	37%
South Central (AR, LA, OK, TX, AL, KY, MS, TN)		6	12%
Mountain (AZ, CO, ID, MT, NV, NM, UT, WY)		3	6%
Pacific (AK, CA, HI, OR, WA)		4	8%
Other US (e.g., Puerto Rico)		0	0%
Canada		0	0%
Other		1	2%
Total		49	100%

5. Please indicate APAHC membership status:



Member		48	96%
--------	--	----	-----

Student		2	4%
Total		50	100%





6. Please indicate APA membership status:

Member		21	43%
Student		2	4%
Associate		0	0%
Fellow		23	47%
Non-member		3	6%
Total		49	100%

7. Are you a member of Division 12 (Society of Clinical Psychology)?


Yes		37	74%
No		13	26%
Total		50	100%

8. What is your highest degree?



BA/BS		0	0%
MA/MS		2	4%
PsyD		2	4%
PhD		44	88%
EdD		2	4%
Other, please specify		0	0%
Total		50	100%

Students may skip to question #26.

10. Are you licensed as a psychologist?

Yes		48	100%
No		0	0%
Total		48	100%

11. Number of years post-licensure:

Not yet licensed		0	0%
1-3 years		1	2%
3-5 years		2	4%
5-10 years		3	6%
		42	88%

10+			
		Total	48
			100%

12. Please check your current employment setting (Check all that apply):

Community Mental Health Center		1	2%
Health Maintenance Organization		0	0%
University Medical Center/Medical School		40	83%
Military Medical Center		0	0%
Private General Hospital		2	4%
Veterans Affairs Medical Center		0	0%
Private Psychiatric Hospital		0	0%
State/County Hospital		2	4%
Independent Practice		6	12%

14. Title of present primary position (i.e., where you spend most of your work time):





Postdoctoral Fellow		0	0%
Staff Psychologist		6	12%
Director of Training		6	12%
Division Director		4	8%
Clinic Director		3	6%
Chief Psychologist		4	8%
Assistant Dean		0	0%
Associate Dean		0	0%
Other, please specify		27	56%

15. Your affiliation with your AHC or Teaching Hospital is based on what percent of full-time employment?

100%		36	77%
80-99%		4	9%
60-79%		0	0%
40-59%		2	4%
>40%		5	11%
		Total	47
			100%

16. Please check your current primary health service provider field:

Child Clinical		6	13%
----------------	--	---	-----

General Adult Clinical		12	26%
Clinical Neuropsychology		1	2%
Forensic		0	0%
Geropsychology		0	0%
Clinical Health Psychology		24	51%
Other, please specify		4	9%
Total		47	100%


17. How many years have you been in your present primary position at your institution?

New position (less than 1 year)		1	2%
1-3 years		3	6%
4-5 years		4	8%
6 -10 years		10	21%
11-15 years		7	15%
16-20 years		11	23%
21 or more years		12	25%
Total		48	100%

18. Please estimate the approximate percentage of your time that is devoted to each of the following activities in your Academic/medical school/health science center? (Please make sure Total = 100%)

Top number is the count of respondents selecting the option. Bottom % is percent of the total respondents selecting the option.	0-10%	20%	30%	40%	50%	60%	70%	80%	90%	100%
	Clinical Services	6 14%	5 11%	10 23%	7 16%	8 18%	5 11%	1 2%	0 0%	2 5%
Research	26 58%	6 13%	2 4%	3 7%	3 7%	2 4%	2 4%	1 2%	0 0%	0 0%
Teaching	16 36%	13 29%	7 16%	6 13%	1 2%	1 2%	0 0%	0 0%	0 0%	1 2%
Administration	20 48%	7 17%	10 24%	2 5%	1 2%	0 0%	0 0%	1 2%	1 2%	0 0%
Other	8 80%	2 20%	0 0%	0 0%	0 0%	0 0%	0 0%	0 0%	0 0%	0 0%

19. Do you hold an academic appointment?

Yes		44	92%
No		4	8%
Total		48	100%

20. In what school or larger organizational component is your appointment (s)? Check all that apply.

Medical school		42	93%
Dental school		1	2%
School of health professions		3	7%
School of public health		0	0%
Graduate school		5	11%

21. In what department is your appointment. Check all that apply. If more than one, indicate which is primary, and which secondary.

Top number is the count of respondents selecting the option. Bottom % is percent of the total respondents selecting the option.	Primary	Secondary
Psychiatry	20 80%	5 20%
Pediatrics	4 100%	0 0%
Neurology	0 0%	1 100%
Medicine	4 67%	2 33%
Other	17 77%	5 23%

23. Faculty rank:

Lecturer		0	0%
Assistant Professor		8	18%
Associate Professor		8	18%
Full Professor		26	58%
Other, please specify		3	7%
	Total	45	100%

24. If you have an academic position, please indicate the track:

Tenure		19	48%
Clinical-Scholar		8	20%
Clinical-Educator		13	32%
	Total	40	100%

25. Gross Annual Full-time Salary:

Less than \$50,000		1	2%
\$50,000 – \$75,000		6	13%
\$75,000 – \$100,000		9	20%
\$100,000 – \$125,000		12	26%

\$125,000 – \$150,000		5	11%
\$150,000 - \$175,000		7	15%
\$175,000 – \$200,000		4	9%
\$200,000 - \$225,000		2	4%
Over \$225,000		0	0%
Total		46	100%



26. How long have you been a member of APAHC?

New member (less than 1 year)		2	4%
1-3 years		9	18%
4-5 years		9	18%
6-10 years		9	18%
11-15 years		11	22%
16-20 years		6	12%
More than 20 years		3	6%
Total		49	100%

27. How satisfied are you with the following:

Top number is the count of respondents selecting the option. Bottom % is percent of the total respondents selecting the option.	Dissatisfied	2	3	4	Satisfied	N/A
	APAHC Membership	1 2%	7 15%	9 19%	16 33%	15 31%
APAHC Membership Dues	0 0%	6 13%	8 17%	16 34%	17 36%	0 0%
APAHC Website	0 0%	4 9%	15 32%	13 28%	7 15%	8 17%
APAHC Listserve	1 2%	4 9%	15 32%	16 34%	11 23%	0 0%
APAHC Conference	0 0%	0 0%	5 11%	8 17%	16 34%	18 38%
APAHC Programming at APA	0 0%	5 11%	6 13%	13 28%	5 11%	18 38%
JCPMS	1 2%	0 0%	4 9%	18 39%	18 39%	5 11%





28. Are you familiar with the APAHC website?

Yes		34	68%
No		16	32%
Total		50	100%



30. Are you familiar with the APAHC listserv?

Yes		46	92%
No		4	8%
Total		50	100%






32. The 2007 APAHC conference held in Minneapolis, MN. I was:

In attendance		13	26%
A presenter		4	8%
An organizer		4	8%
A volunteer		0	0%
Did not attend		29	58%
Total		50	100%


33. Do you read APAHC's journal the Journal of Clinical Psychology in Medical Settings (free on-line for members)?

Yes		39	78%
No		11	22%
Total		50	100%

34. Please check all that apply:

I have submitted a manuscript to JCPMS for review.		13	28%
I have had a manuscript accepted for publication in JCPMS.		17	37%
I have served as a reviewer for JCPMS.		18	39%
JCPMS provides articles and information that is relevant for my work as a psychologist.		37	80%
I do not read JCPMS.		4	9%


36. Would you like APAHC to become an active advocate for causes of special concern to psychologists in academic health centers and medical schools?

Yes		30	75%
No		10	25%
Total		40	100%


22 Responses

39. Do you plan to renew your APAHC membership?



Yes		42	88%
-----	--	----	-----

No		6	12%
		Total	48
		100%	
5 Responses			



40. Are you actively involved in any APAHC activities/committees?

Yes		16	32%
No		34	68%
		Total	50
		100%	





41. If you are not currently active, would you like to become active in APAHC?

Yes		8	26%
No		23	74%
		Total	31
		100%	
9 Responses			

42. APAHC is interested in expanding its membership. Would you be willing to serve as a contact person for your setting to help inform your colleagues (or fellow students) about APAHC membership and member benefits?

Yes		23	51%
No		22	49%
		Total	45
		100%	
13 Responses			

43. In which of the following areas are you most interested (check all that apply).

Scientific/Research Affairs		24	65%
Clinical Affairs		28	76%
Education Affairs		28	76%
Interdisciplinary Affairs		17	46%
Administrative Issues in AHCs		17	46%
Planning next APAHC Conference		4	11%
Planning APAHC Activities at APA		1	3%
Membership		1	3%
Advocacy		5	14%
Compensation		13	35%
Promotion and Tenure		10	27%
Webmaster		0	0%

